

138-3173RH ALTO® 1.28



Elongated Front, Vitreous China, Two-Piece Toilet

FEATURES

- 3-bolt SmartFasten™ tank-to-bowl connection
- 1.28 gpf / 4.8 lpf high efficiency water consumption
- Uses 20% less water than conventional toilets
- Elongated front bowl
- 3-2" hybrid flapper flush valve
- Fluidmaster® anti-siphon pilot fill valve
- 10" rough-in
- Model 31RH color-match, plastic trip lever
- 2" glazed trapway
- The Mansfield® Limited Lifetime Warranty
- Available in White





MODEL 138-3173RH

Toilet seat not included



ELONGATED

COMPONENTS

MODEL #	DESCRIPTION	CODES/STANDARDS
138-3173RH	Elongated front, two-piece toilet	 
138	Elongated front, toilet bowl only. Less toilet seat. Specify color.	
3173RH	Tank and cover only with right hand, front-mount, color-match, plastic trip lever. Fluidmaster® anti-siphon pilot fill valve. Less supply.	
TANK TRIM & REPLACEMENT PARTS		
31RH	Trip lever - color-match, plastic trip lever, right hand	
228	3-2" Hybrid flapper flush valve	
400A	Fluidmaster® anti-siphon pilot fill valve	
2206	Anti-siphon pilot fill valve (compatible replacement)	
630-0207	3" Replacement flapper kit	
160-LID	Tank lid	



138-3173RH ALTO[®] 1.28



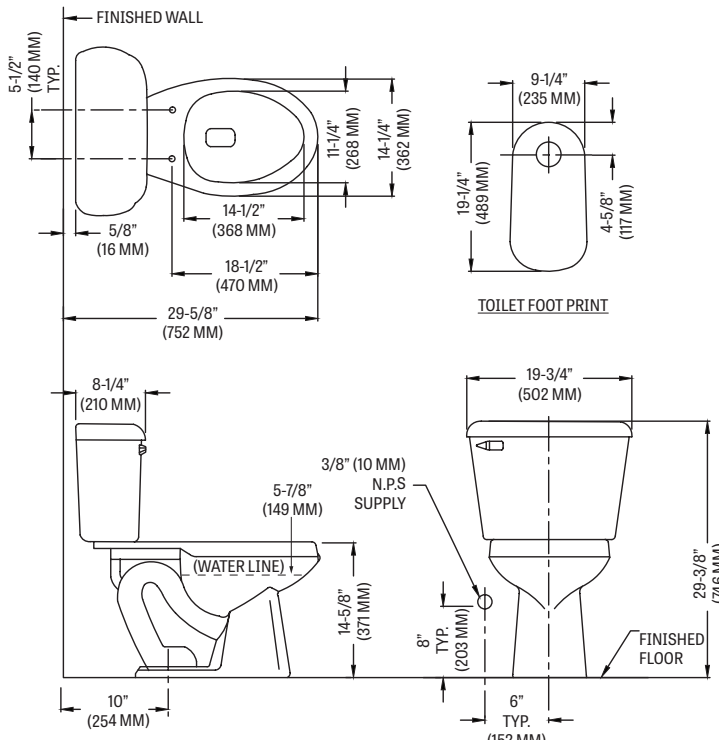
Elongated Front, Vitreous China, Two-Piece Toilet

SPECIFICATIONS

MODEL #	DESCRIPTION	CODES/STANDARDS
138-3173RH	Elongated front (1.28 gpf / 4.8 lpf) two-piece toilet	 

MATERIAL	Vitreous China
WATER PRESSURE RANGE	20 to 80 PSI
FLUSH SYSTEM	3-2" Hybrid flapper flush valve
WATER USAGE	1.28 gpf / 4.8 lpf
WATER SURFACE AREA	9' X 10'
ROUGH-IN	10'
MAP RATING	800 grams

TRAP DIAMETER	2'
TRAP SEAL	2-1/2'
SHIPPING WEIGHT	Model 138 - 52 lbs. (23 kg) Model 3173RH - 34 lbs. (15 kg)
WARRANTY	Vitreous China - Limited Lifetime Tank Trim - Limited One Year

TANK OPTIONS	TECHNICAL INFORMATION
<p>3173 Standard 1.28 gpf configuration: 3-2" hybrid flapper flush valve, Fluidmaster[®] anti-siphon pilot fill valve, left hand, color-match trip lever.</p> <p>3173RH Variation of model 3173, with right hand, color-match trip lever.</p> <p>3165 Variation of model 3173, with cover lock.</p> <p>3174 Variation of model 3173, with tank liner.</p> <p>3120 Variation of model 3173, with left hand, chrome trip lever.</p>	<p>Note: these dimensions are nominal and subject to change without notice.</p>  <p>The technical drawings include: - Top view showing dimensions: 5-1/2" (140 MM) TYP. for seat height, 5-8" (16 MM) for seat offset, 14-1/2" (368 MM) for seat length, 11-1/4" (288 MM) for seat width, 14-1/4" (362 MM) for seat depth, 18-1/2" (470 MM) for bowl length, and 29-5/8" (752 MM) for bowl width. - Toilet Foot Print showing dimensions: 9-1/4" (235 MM) for tank width, 19-1/4" (489 MM) for tank depth, and 4-5/8" (117 MM) for tank height. - Side view showing dimensions: 8-1/4" (210 MM) for tank width, 5-7/8" (149 MM) for tank height, 14-5/8" (371 MM) for bowl height, and 10" (254 MM) for bowl width. - Front view showing dimensions: 19-3/4" (502 MM) for tank width, 6" (152 MM) TYP. for bowl width, and 29-3/8" (746 MM) for bowl height. - Other callouts include: FINISHED WALL, FINISHED FLOOR, 3/8" (10 MM) N.P.S SUPPLY, and WATER LINE.</p>

Fixture performance and specifications meet or exceed ASME A112.19.2/CSA B45.1 standards, and other state and local codes.

